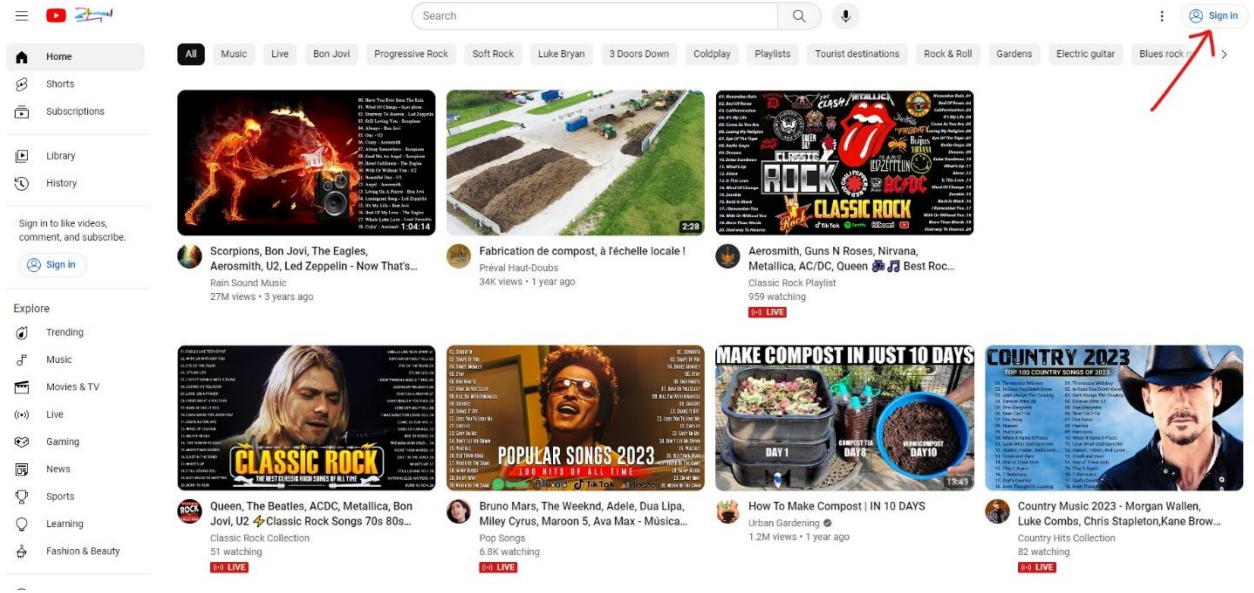
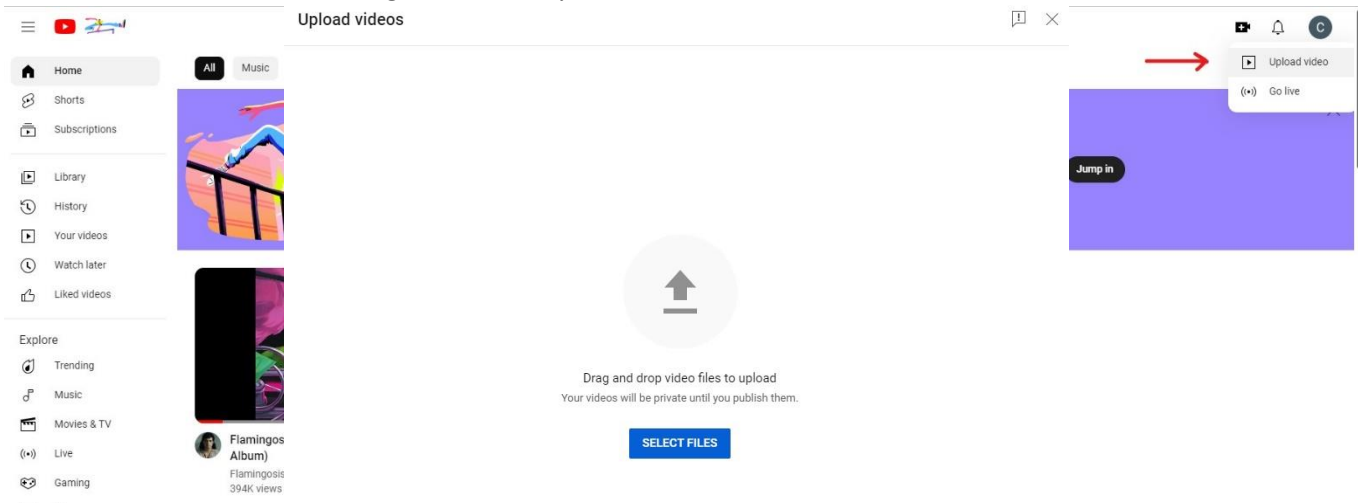


Climate Change Idea Challenge - Video Submission

1. Navigate to youtube.com.
2. Click on **“Sign In”** in the top right corner.



3. Enter your Google account username and password and hit the blue **“Next”** button. If you do not have a google account, you will need to create one by clicking **“Create Account”** near the bottom of the Sign In page.
4. Once signed in, click the **“Camera Icon”** close to your google profile picture in the top right corner (or the first letter of your username). Then choose **“Upload Video”**.
5. Next you will see a screen that says “Upload videos”. You can either drag your video file into this window **OR** click **“SELECT FILES”**, navigate to where your file is located and then double click it.

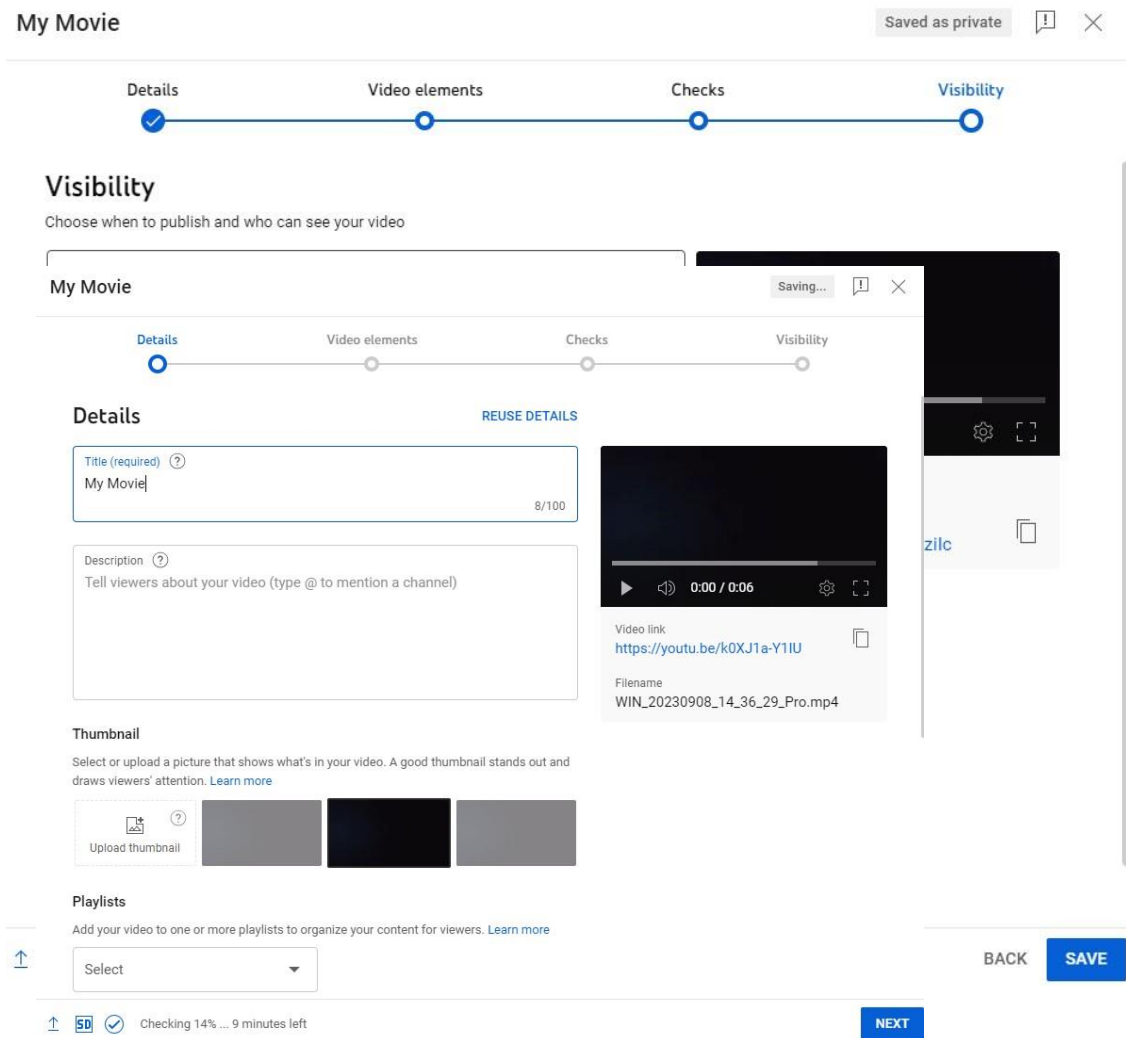


- Once your video is selected, it will start uploading. After a few seconds, the screen below will appear. **Change the title of your video to the title of your idea.**
- Scroll down the page to the Audience section and select **“No, it’s not made for kids”**. Then click **“NEXT”** in the bottom right corner.

Yes, it's made for kids

No, it's not made for kids

- Click **“NEXT”** until you reach the **“Visibility”** tab. Once here, click **“Unlisted”** and then click **“SAVE”**.



- Copy the link for the video by clicking **“Copy Video Link”** (the two squares beside the video URL) **OR** by highlighting the URL, right clicking, and selecting copy. Paste this link into the **Climate Change Idea Challenge** submission form.

Video published



My Movie
Uploaded Sep 8, 2023

Share a link



WhatsApp



Facebook



Twitter



Email



KakaoTalk



Reddit



Video link

<https://youtu.be/1SBD7Hxzilc>



Copy video link

[CLOSE](#)