



Interactive Media Development

Program Handbook

2024-25

Interactive Media Development

Welcome to IMD!

Welcome to Confederation College and the Interactive Media Development (IMD) Program, your opportunity to gain the knowledge and develop the skills to succeed in today's Interactive Media industry!

IMD will provide you with strong foundations in graphic design, web design and development, photography, user experience and user interface design, creative coding, web and app development, 3D design as well as audio/visual storytelling and motion design. You will also be introduced to exciting new interactive technologies such as virtual and augmented reality and physical computing for interactive installations.

We will cover current industry practices and methods and assist in your professional growth. You will develop research and problem-solving skills and learn to coordinate and collaborate on complex interactive media projects, working with clients and peers, documenting, reporting and presenting your work. Communication skills, business planning and entrepreneurship are also important aspects of this advanced diploma program.

In the final semester, you will bring your new knowledge and skills to a professional work placement with a company or organization in your area of interest within the industry. With the support of the college and program faculty, this experience is designed to help you launch your Interactive Media career!

We look forward to learning with you and helping you get started in this exciting and dynamic industry!



Orion Atkinson

IMD Program Coordinator and Faculty Member



Coordinators Contact Information



Orion Atkinson

Office: Shuniah, Room 335

Tel: (807) 475-6210

Email: orion.atkinson@confederationcollege.ca

Daniel Hansen

Office: Shuniah, Room 337

Tel: (807) 475-6648

Email: daniel.hansen@confederationcollege.ca

Program Breakdown, Courses and Prerequisites

3-Year Ontario College Advanced Diploma Program

Students in this three-year College Advanced Diploma program take seven (7) courses in each Semester from First Semester to Fourth Semester. In Semester 5 you will take six (6) classes and the Sixth Semester will be a full time 14 week work placement from January to April.

The standard sequence of courses for the Interactive Media Development program is as follows:

Semester 1

- CS 050 – College Writing
 - IM 110 – Introduction to User Experience Design
 - IM 112 – Graphic Design Fundamentals
 - IM 113 – 3D Modelling and Texturing
 - IM 114 – Audio/Video Production
 - IM 115 – Web Design & Development Fundamentals
 - IM 116 – Introduction to Photography & Image Editing
-

Semester 2

- IM 210 – Creative Coding for Interactive Design **Pre-Req: IM 110**
 - IM 212 – 2D Illustration and Animation **Pre-Req: IM 112**
 - IM 213 – 3D Animation and Rigging **Pre-Req: IM 113**
 - IM 214 – Audio/Video Storytelling **Pre-Req: IM 114**
 - IM 215 – Interactive Web Dev't Techniques **Pre-Req: IM 115**
 - IM 216 – Portrait and Still Life Photography **Pre-Req: IM 116**
 - CS 222 – Interactive Media Communications **Pre-Req: CS 050 *Equivalent of CS200**
-

Semester 3

- IM 310 – Emerging Interactive Technologies **Pre-Req: none**
- IM 312 – User Interface Design **Pre-Req: IM 110 and 112**
- IM 313 – Real-Time 3D Game Engines **Pre-Req: IM 213**
- IM 314 – Motion Design & Visual Effects **Pre-Req: IM 212 or 213 or 214**
- IM 318 – Application Development **Pre-Req: IM 215**

IM 316 – Photography Techniques for Interactive Media Pre-Req: IM 216
GE ___ – General Education Elective

Semester 4

IM 410 – Interactive Installations Pre-Req: IM 310
IM 411 – Extended Reality Studio Pre-Req: IM 310
IM 412 – Applied Marketing Design Pre-Req: IM 112, 116
IM 413 – 3D Interactive World Building Pre-Req: IM 313
IM 418 – Content Management Systems Pre-Reqs: IM 318, 312
IM 417 – Professionalism and Job Readiness Pre-Reqs: none
GE ___ – General Education Elective

Semester 5

IM 512 – Interactive Media Portfolio Pre-Reqs: IM 314, 410, 411, 412, 413, 418
IM 513 – Interactive Capstone Project (Double Credit) Pre-Reqs: IM410, 411, 412, 413, 418
IM 514 – Client Project Pre-Reqs: IM410, 411, 412, 413, 418, 417
IM 518 – Business of Interactive Media None
GE ___ – General Education Elective

Semester 6

IM 600 – Interactive Media Placement Pre-Reqs: All Fifth Semester Courses

Please Note: some course numbers, names and pre-reqs may be subject to change as program review is still ongoing.

Please visit our website to view the **course descriptions** for all of the IMD courses: <https://www.confederationcollege.ca/program/interactive-media-development/courses> (click on the down arrows on the right hand side to expand them).

Course outlines will be shared via Blackboard (see information below) by your professors at the beginning of every course along with their teaching and evaluation plans and expectations for the semester.

Calculating Marks

If you have a question about how your test or assignment was marked, ask your professor.

Marks are calculated as follows:

Mark	Grade	GPA Points
80% - 100%	A	4
70% - 79%	B	3
60% - 69%	C	2
50% - 59%	D	1
Below 50%	F	0

GPA (Grade Point Average) is calculated out of a maximum of 4 points. The highest GPA you can receive is a 4.00; to be on the Dean's List, your GPA must be at least 3.50.

Please Note: To be eligible for graduation, students must successfully pass all courses with a cumulative GPA of 2.00 or higher.

Interactive Media Development Advanced Diploma Planner

Course Planner Checklist Name: _____ Student # _____

Full-Time Program Requirements	✓ have (Grade)
SEMESTER 1	
CS 050 – College Writing	
IM 110 – Introduction to User Experience Design	
IM 112 – Graphic Design Fundamentals	
IM 113 – 3D Modelling and Texturing	
IM 114 – Audio/Video Production	
IM 115 – Web Design & Development Fundamentals	
IM 116 – Introduction to Photography & Imaging Editing	
SEMESTER 2	
IM 210 – Creative Coding for Interactive Design	
IM 212 – 2D Illustration and Animation	
IM 213 – 3D Animation and Rigging	
IM 214 – Audio/Video Storytelling	
IM 215 – Interactive Web Development Techniques	

	✓ have (Grade)
IM 216 – Portrait and Still Life Photography	
CS 222 – Interactive Media Communications	
SEMESTER 3	
IM 310 – Emerging Interactive Technologies	
IM 312 – User Interface Design	
IM 313 – Real-Time 3D Game Engines	
IM 314 – Motion Design & Visual Effects	
IM 316 – Photography Techniques for Interactive Media	
IM 318 – Application Development	
GE – General Elective: _____	
SEMESTER 4	
IM 410 – Interactive Installations	
IM 411 – Extended Reality Studio	
IM 412 – Applied Marketing Design	
IM 413 – 3D Interactive World Building	
IM 414 – Professionalism and Job Readiness	
IM 418 – Content Management Systems	

	✓ have (Grade)
GE – General Elective: _____	
SEMESTER 5	
IM 512 – Interactive Media Portfolio	
IM 513 – Interactive Capstone Project (Double Credit)	
IM 514 – Client Project	
IM 518 – Business of Interactive Media	
GE – General Elective: _____	
SEMESTER 6	
IM 600 – Media Placement	

IMPORTANT INFO FOR GETTING STARTED AT THE COLLEGE

Registering for classes

If you haven't already done so, make sure you are properly registered.

1. Follow the instructions on the Registration Services webpage:
<http://www.confederationcollege.ca/registration-services/how-register-classes>.
2. Contact Registration Services at (807) 475-6265 or by email at registrationservices@confederationcollege.ca if you have any questions.
3. For any other technical support, contact the computer helpdesk at (807) 475-6488 or by email at helpdesk@confederationcollege.ca.

Note: If you have not properly registered for your courses you will not be able to access Blackboard (see info below).

Banner

"Banner" is an enrolment management application accessed through the Confederation College portal (<https://portal.confederationcollege.ca>). You can access it to get information, including your class schedule, transcripts, and account summary. Web registration for classes is done through Banner using the information you received with your offer of admission. Any difficulty with registering for classes, login etc. can be assisted with by either the staff at the HUB information desk (near the main entrance to the College) or by contacting Registration Services (<http://www.confederationcollege.ca/registration-services>).

Class Timetable

Once registered for classes, your timetable can be accessed and printed from Banner. Finding classes can be tricky when you're new to a place, but rest assured after a couple of weeks you'll be finding your way without any difficulties.

1. Log into the College Portal (see link above)
2. Click on "Student Services"
3. Click on "Academic Information"
4. Click on "Student Timetable"
5. You may need to click on "next week" a couple of times to get to a week that shows your whole schedule

Your timetable provides you with several bits of information. It contains the specific course code, starting and ending times, building location, and room number for lectures and labs. For example:

CS 007 = course code for Persuasive Writing class

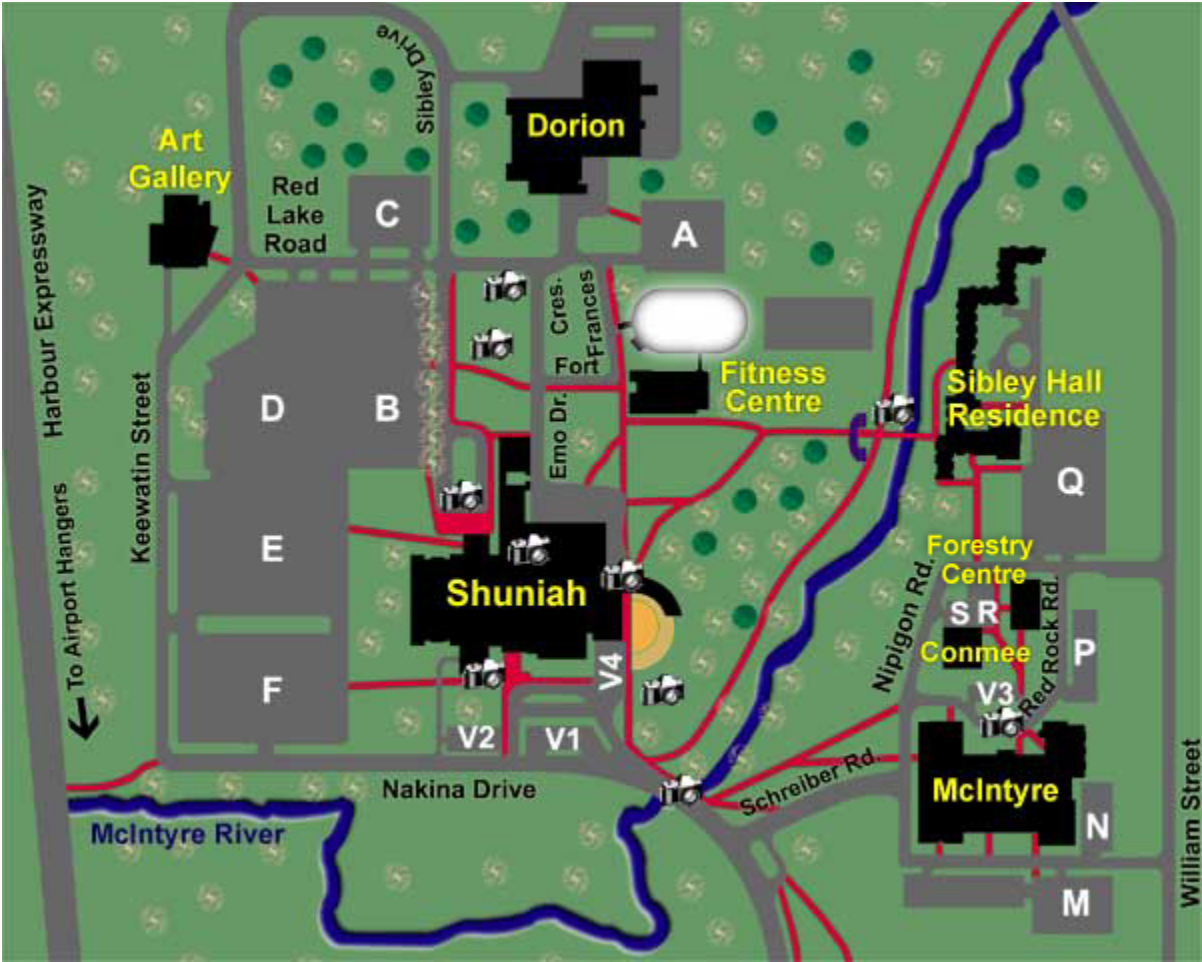
McIntyre = building

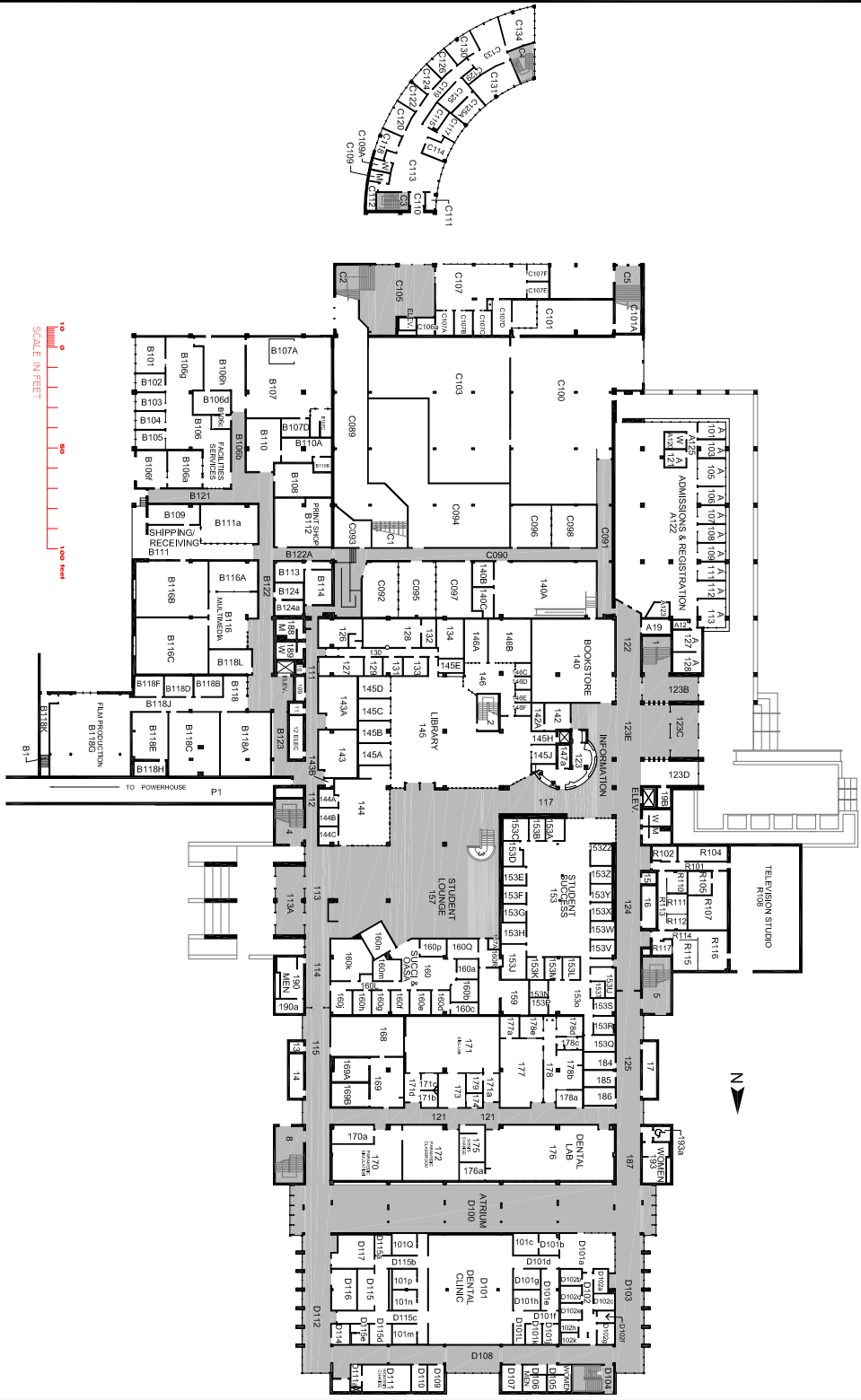
RM 377 = room 377

- Don't get confused between a class code and room number or building name. If you are unsure, ask!

The staff at the College are available to answer all your questions

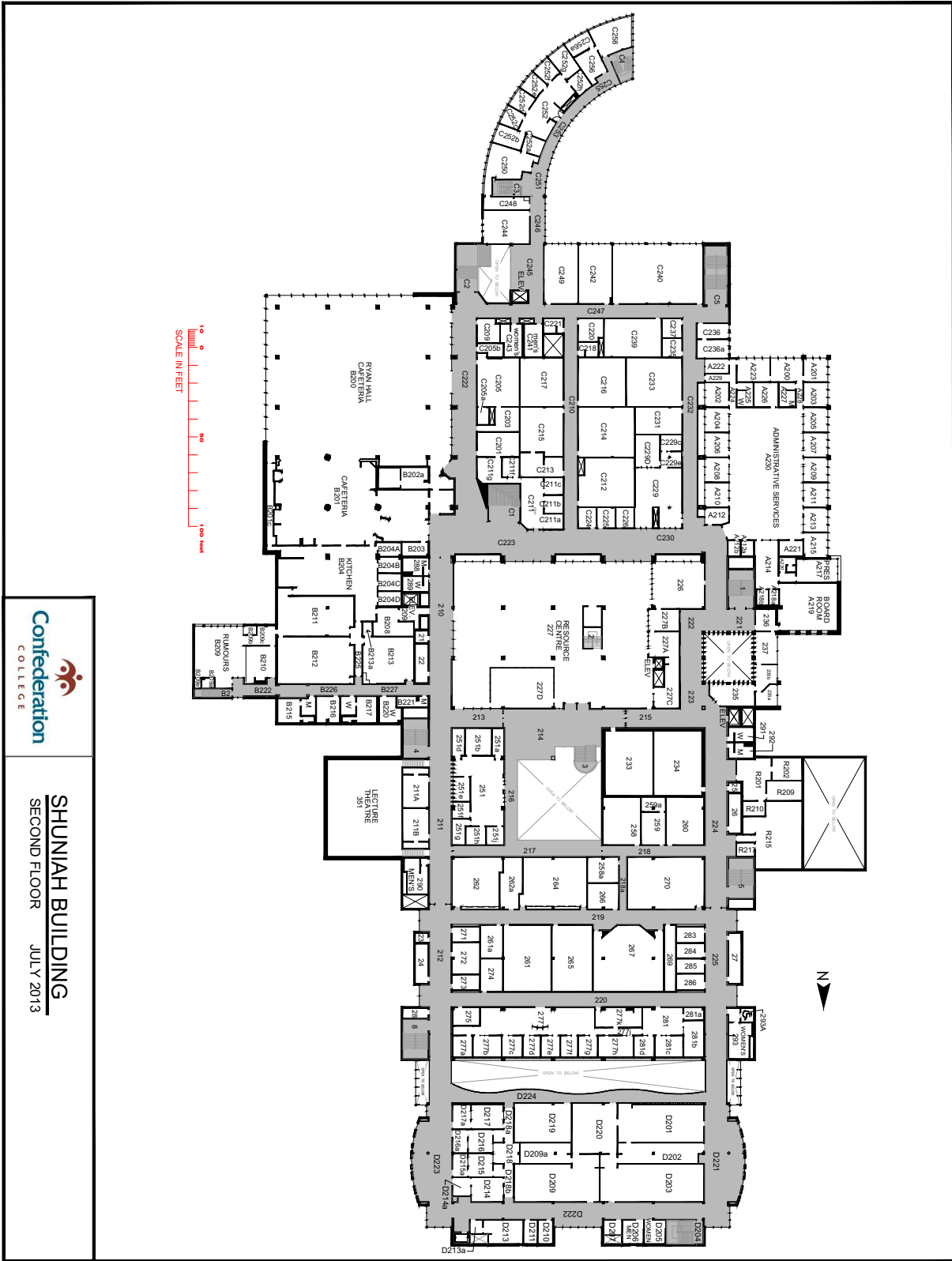
Campus Map and Floor Plans

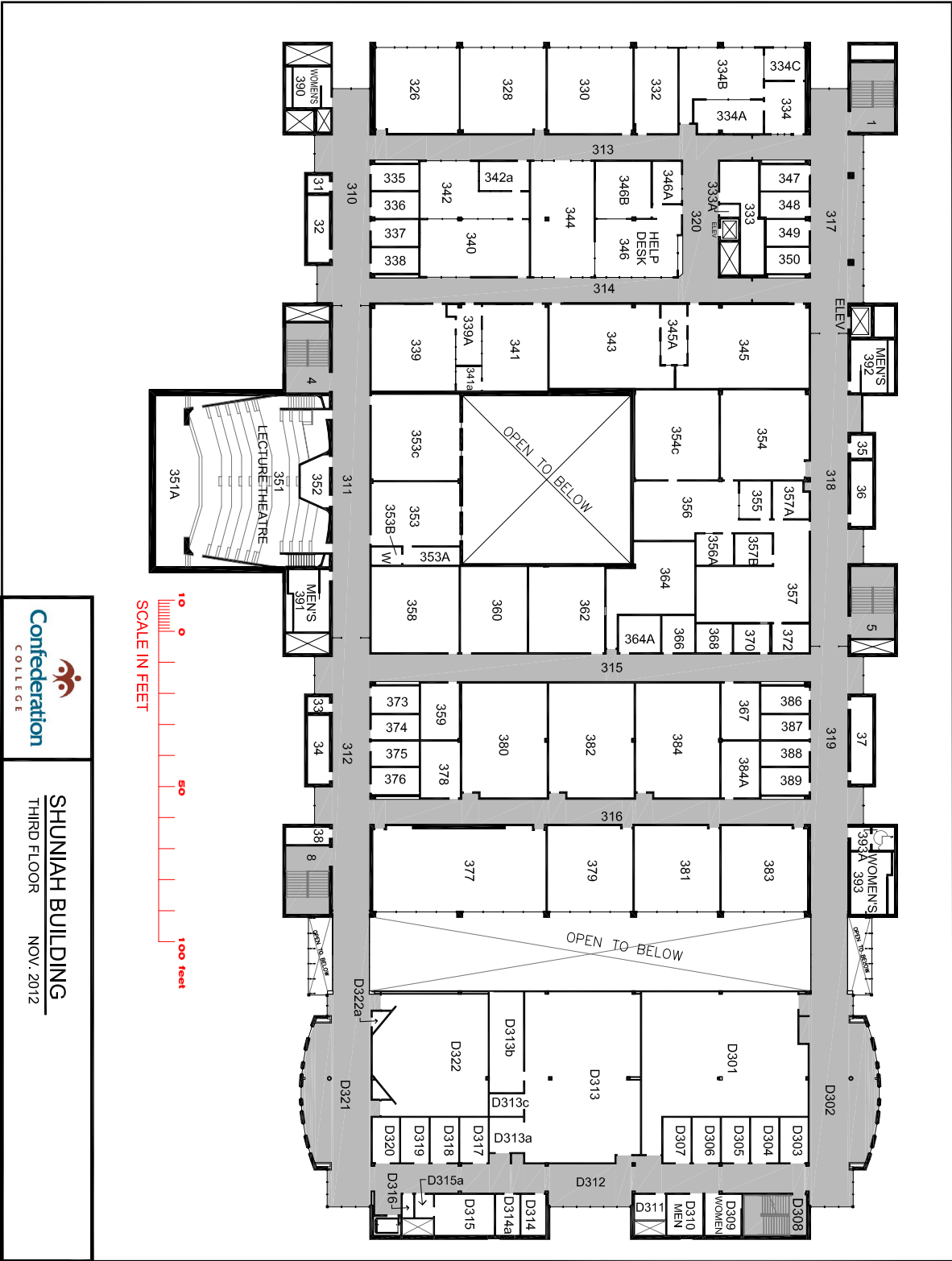





Confederation
 COLLEGE

SHUNIAH BUILDING
 FIRST FLOOR NOV 2012





SHUNIAH BUILDING
THIRD FLOOR NOV. 2012

Blackboard

Blackboard is a learning management system which allows you to see your specific classes and grades, communicate with your professor, and read important course and academic notices. It is also where some teachers upload course-specific assignments, PowerPoint presentations, lecture notes, and other class work. Check Blackboard frequently by logging into “myCampus” on the Confederation homepage.

1. Go to the College portal (<https://portal.confederationcollege.ca>) and log in with your College username and password.
2. Once you are logged into portal, on the left-hand side of the page under the LaunchPad section you will see the Blackboard link. Click on this icon to be automatically logged into the College’s Blackboard system.

It is your responsibility to check Blackboard on a DAILY basis.

Email

Every registered student at the college is given an individual email account. This email account is the email you should use for all of your college correspondence. In other words, if you need to contact a Professor or Registration Services etc. use your college account and not your personal Gmail, Hotmail etc. Your college email address is what is linked to Blackboard and it is the address that your Professors will use to contact you.

It is your responsibility to check your College Email on a DAILY basis.

Students can access their College e-mail using the Web Access Outlook application. Web Access Outlook can be accessed through any Internet connected computer via the College’s MyCampus portal application by typing in the URL:

<http://www.confederationc.on.ca> into your web browser (this is the College’s main website). Email can also be configured and synced with a smart phone (instructions available at computer Help Desk).

1. Go to the College portal (<https://portal.confederationcollege.ca>) and log in with your College username and password.

2. Once you are logged into the portal, on the left-hand side of the page under the LaunchPad section you will see the Web Mail link (icon of yellow mail envelope). Click on this icon to be automatically logged into the College Web Access Outlook e-mail system.

Class Guidelines

College classes require a significant amount of personal accountability. Policies regarding Academic and Personal conduct can be accessed on the College's website. These policies outline the responsibilities of both students and professors. Published College policies & procedures form the "rule-book" and should be consulted for clarification on specific issues.

Our goal at Confederation is to create open, inclusive, and respectful learning environments for everyone – individual students, classmates, Professors and Staff.

General class structure

1. At the beginning of your course, your Professors will inform you of specific class rules and provide you with a course outline, that will explain the grading system, and a class schedule with important dates and deadlines. Usually this information is posted in Blackboard, so refer to it often to avoid missing any deadlines.
2. Online/blended courses will make use of appropriate technologies to do the same – usually with introductory emails providing essential information.
3. Professors will use your college email address and/or Blackboard as a means of communication.
4. Breaks will be given in class as per the Professor's discretion. For Example, two 10 minute breaks may be combined into one longer break to ensure you have time to grab a coffee.

Attendance/Missed Tests & Assignments

1. Success is directly related to attendance! It is expected that students attend all classes. Absences for legitimate and documentable reasons do occur BUT your Professors need to be made aware – either prior to, or immediately following the absence. Waiting to contact a Professor for multiple weeks or months is not acceptable.
2. If you are absent from class you must find out what you missed from your classmates or Professor and work to get caught up. Your Professor is not expected to come to you or re-teach the material.
3. Legitimate and documentable reasons for missing class may need to be discussed with your Professor. Examples include the following:
 - a. Health issues:
 - i. documented by doctor's note, walk-in clinic note, prescription copy, ID bracelet from emergency, Counsellor's letter, and/or Professor's approved evidence
 - b. Court summons, jury duty:
 - i. documented by paperwork
 - c. Death of family member
 - i. Documented through discussion with your Professor
4. Missed tests/exams/quizzes without a legitimate reason may receive a grade of zero (0).
5. Assignments, projects, essays, etc. (given as "homework" with a due date) are due on the assigned date. Late assignments may be subject to a penalty of up to 10% per working day and will not generally be accepted beyond one week after the assignment due date.
6. Assignments are to be submitted in the manner prescribed by your Professor. For example, some Professors require assignments to be submitted in paper while others will accept electronic attachments. Follow the instructions provided by your Professor on submission.

In-Class Behaviour

1. Rules for drinking water or coffee or eating small snacks may be acceptable in some college classes; however, there are special rules for IMD labs and studio spaces!
 - o See **IMD Lab, Common Area and Studio Rules** below.
2. Turn off/silence your cell phone in class. If you must answer a call, leave the classroom quietly so you do not disturb the class. Tell your Professor before class if you are expecting a call that you will have to answer.
3. Talking to classmates while the Professor is speaking is considered disrespectful and disruptive.
4. Arrive on time to class. It is disruptive to the class and the professor when students continually stream in mid-class. If you are late, enter the classroom as quietly and discreetly as possible. Some teachers require students to wait for a break to enter the class if they are late.
5. If you must leave the classroom early, do so as quietly as possible. Have a valid reason for leaving early and tell your Professor before the class begins. It is less disruptive to leave during a class break.
6. You are expected to ask for help when you need it. It should not be considered embarrassing to you or the Professor if you ask for help.
7. Professors recognize that there are many sources of knowledge. It is acceptable for Professor's to say "I don't know the answer to your question, but will find out." This is part of the learning process.
8. Students are encouraged to actively participate during the class. Students are encouraged to pay attention, take notes, participate in classroom discussions, and ask questions. Raise your hand to ask questions or make comments when the Professor is lecturing. Speak freely and respectfully during group discussions. It is not rude to have a different opinion if you express it respectfully.
9. Professors must give permission before students can record lectures. Because of the disclosures that occur in many class discussions, permission is often denied.

IMD Lab, Common Area and Studio Rules

1. NO FOOD WHATSOEVER AT OR NEAR IMD COMPUTERS

- This rule has been instituted after years of complaints re. smells, spills, sticky equipment, and garbage piling up.
- Please plan your meals and snacks between classes or during breaks, well away from shared computer workstations.

2. NO OPEN DRINKS OR DRINKS WITHOUT SECURE LIDS AT OR NEAR IMD COMPUTERS

- Open drinks and Tim Horton's cups must be left on designated surfaces without shared computer workstations on them.
- Try to remember to bring travel mugs or drink containers with secure lids.

3. NO EXCESSIVE NOISE OR DISTRACTING BEHAVIOUR

- Keep the noise down. Use headphones during work periods (not during lessons unless instructed to).
- Stay off of distracting video websites, social media, video games etc. during class, work periods and open lab time.

4. BE RESPECTFUL

- Any behaviour that is discriminatory, hateful or otherwise offensive will not be tolerated.
- Help us to create a safe and productive work environment.
- Treat studio and lab spaces and equipment with respect.

5. TAKE RESPONSIBILITY

- Put things back properly and clean up after yourself.
- Report any lost or damaged equipment, or equipment or software that requires maintenance or troubleshooting.

Note: Use of studio spaces is managed through the Photo Hut. To book studio spaces, visit the Photo Hut during operational hours (posted on the IMD Program area on Blackboard) to fill out the required forms.

Expectations for Communications with Professors

1. Have reasonable expectations regarding email/telephone response times. Messages sent at late hours or on weekends will not be responded to until appropriate working hours.
2. When leaving messages for Professors, always (and clearly) include your full name, contact information, and specific class – remember your professors may have 100s of students at any given time.
3. When scheduling a meeting outside of class time with your Professor, please ensure you attend. If you cannot make an appointment, contact your Professor beforehand to let them know.

IMD Student Work Placement Information

Every winter, 3rd year IMD students go on a student work placement starting in January and ending in April.

By 3rd year, students should have a good idea of what area of the IMD industry they would like to work in and what type of company or organization they would like to work in. Any research and planning students can do on their own, over their first and second year, regarding their placement goals is strongly encouraged.

It is also strongly encouraged that students do some proactive financial planning for their sixth semester, as it may be difficult to maintain a part time job on top of a full-time work placement experience. It can also be very expensive for any student who wants to do a placement outside of Thunder Bay.

Student portfolios play a very important role in attaining student placements (and jobs) in the Interactive Media industry, and so it is strongly encouraged that students start building their portfolio throughout first and second year and in particular focus on polishing it for employers in 4th and 5th semesters.

Students must have successfully completed all 5th semester IMD courses to be eligible for placement.

Students will work with the Academic Work Placement Liaison and program coordinator to secure a placement during their 5th Semester.

Important information re. the placement process, schedule, and required documentation will be provided to 3rd year students in September and students are required to meet important deadlines and requirements to go on placement in January.

Placements start on the first day of the Winter Semester and are full time for 14 weeks.

If you have any further questions about IMD student work placement please contact Orion Atkinson at orion.atkinson@confederationcollege.ca.

Academic Policies

Students should familiarize themselves with the following College policies:

Charter of Students' Rights & Responsibilities: Ch5-s5-03

Course Evaluation and Grading Policy: Ch5-s1-01

Student Code of Conduct: Ch5-s5-02

Academic Integrity: Ch5-s5-01

Use of Electronic Devices in Class: Ch5-s5-06

Academic Appeal Policy: Ch5-s1-02

A complete list of Confederation College Policies and Procedures can be found on the website, or accessed through the link below:

[Link to main Academic Policies and Procedures webpage](#)

Dropping Classes

At the middle point of every semester, the college establishes a deadline for dropping classes without academic penalty. Generally, this date is set for the 2nd week of November in the fall and March in the winter semester. Specific dates are set each year and are communicated via college email and on the College's website.

Students are responsible for knowing their academic standing in their courses. If you are unsure where you stand, consult your Professor prior to the drop deadline. Having the discussion with your Professor will provide insight on your chances of success.

In the event that you do need to drop a course, consult your Coordinator or Student Success Advisor for guidance.

It is important to note that any dropped class must be picked up at a later date to ensure you meet graduation requirements. If a mandatory class is dropped, that same class must be repeated. If an elective is dropped, a substitute elective must be taken.

To keep track of your courses, use the course planner checklist provided earlier.

Modified Registration

In some instances, modified registrations are done for students needing to register outside of the web registration process. This occurs for transfer students, students who are picking up additional classes, students who dropped classes, or for those on an academic plan.

If you require a modified registration, please go meet with your Coordinator.

Release of Information

If students wish to have information regarding their academic standing shared with others, a release of information form needs to be submitted. This occurs when funding agencies, parents, employers etc. request information about students. Before your Coordinator or Professors can discuss specifics about your situation, a release needs to be signed. It is the student's responsibility to consent, or not, for the disclosure of information.

A sample disclosure form can be found on the next page.



STATEMENT OF RELEASE OF INFORMATION

I, _____
give Confederation College of Applied Arts and Technology permission to release my academic and attendance records and information regarding my progress in the program to the persons, organization of institutions listed below.

Date:

Signature:

P. O. Box 398, Thunder Bay, ON, Canada, P7C 4W1
tel: (807) 475-6110
www.confederationc.on.ca

Resources and Support Services

Writing Centre

<https://www.confederationcollege.ca/department/tutoring/writing-centre>

Student Success Centre

<https://www.confederationcollege.ca/department/student-success-centre>

Degree Works

<https://www.confederationcollege.ca/department/registration/degreeworks>

Academic Date Calendar

<https://www.confederationcollege.ca/department/admissions/registration-services>

Contact Information

Program Coordinator: **Orion Atkinson**
Ph: (807) 475-6210
Email: orion.atkinson@confederationcollege.ca

Program Coordinator: **Daniel Hansen**
Ph: (807) 475- 6648
Email: daniel.hansen@confederationcollege.ca

Please refer to your timetable & Blackboard course sites for additional faculty and their contact information.

Student Success Advisor: **Shannon Maloney**
Ph: (807) 475-6626
Email: shannon.maloney@confederationcollege.ca

Dean: **Richard Gemmill**
Ph: (807) 475-6305
Email: rgemmill@confederationc.on.ca

Associate Dean: **Joel Scherban**
Ph: (807) 475-6274
Email: Joel.Scherban@confederationcollege.ca



ABOUT CONFEDERATION COLLEGE

Confederation College is a publically-funded institution established in 1967 with 3,400 full-time students and 8,400 part-time students. Along with its main campus in Thunder Bay, Confederation College has eight regional campuses, meeting the education needs of students in a catchment area of 550,000 square kilometers.

Conveniently situated in the heart of the city and surrounded by nature trails, the main campus consists of six buildings, including a fitness centre and residence hall. The main building is called the Shuniah Building (SHU) and is where most campus services are located.

The college has three academic schools:

- School of Aviation, Engineering, Trades & Technology
- School of Business, Hospitality & Media Arts
- School of Health & Community Services

The newest addition to the Shuniah Building is the Regional Education Alliance for Community Health (REACH) building. This addition houses brand new facilities and leading-edge equipment and simulators for the college's health & community services programs.

Confederation College offers a full range of services and support to all students to ensure their academic success.

IMPORTANT COLLEGE NUMBERS

Department	Phone Number	Website
The "Hub" information line	475 - 6110	
Toll Free	1 -800 -465-5493	
Bookstore	475 - 6225	www.confederationc.on.ca/bookstore
Computer Help Desk	475 - 6488	www.confederationc.on.ca/computerservices
Counselling (personal)	475 - 6618	www.confederationc.on.ca/counselling
Fitness Centre	475 - 6239	www.confederationc.on.ca/fitnesscentre
Health Centre	475 - 6169	www.confederationc.on.ca/healthcentre
International Education Centre IEC Emergency Phone	475 - 6467 627 - 2899	www.confederationc.on.ca/international
Library	475 - 6219	www.confederationc.on.ca/library
Residence	475 - 6381	www.confederationc.on.ca/residence
Registration	475 - 6265	www.confederationc.on.ca/registration
Student Accessibility Services (Disability Services)	475-6618	www.confederationc.on.ca/accessibility
Student Union (SUCCI)	475 - 6226	www.succi.com
On-Campus Emergency	922	
Off-Campus Emergency	911	

If calling from a campus phone to another campus number, dial only the last four numbers.

If calling an on-campus phone number from an off-campus phone in Thunder Bay, dial the seven-digit local number.

If calling to a location outside of Thunder Bay within Canada, remember to first dial 1 and then the area code (ex. 1-807).

Campus Services

SUCCI WELLNESS CENTRE, Minowaadiziiwin

<https://www.confederationcollege.ca/wellness-centre>
(807) 475-6398



The Confederation College Wellness Centre is a modern multi-use facility with fitness equipment and spaces to promote students' health and well-being and to provide a gathering place for students and the community.

Full time Confederation College students can use the Wellness Centre as part of their Student Association Fees and must present a valid student card to gain entry.

Please visit the website for **operating hours**, and other info such as **fitness programs, fitness resources, policies**, and any special **announcements**.

BOOKSTORE

SHU 118
<http://www.confederationcollege.ca/bookstore>
(807) 295-3851
Monday to Friday: 8:30am - 4:30pm
Purchase textbooks, school supplies, bus passes, clothing, and locker rentals.

COUNSELLING SERVICES

Student Success, SHU 153
<http://www.confederationcollege.ca/counselling>
Academic advisement and personal counseling are available.
Call (807) 475-6618
or toll free at 1-833-330-1550

HELP DESK (COMPUTER)

SHU 346
<https://www.confederationcollege.ca/department/computer-services>
(807) 475-6488

The Help Desk assists with technical issues regarding your computer or email account. Speak to any of the technicians if you have problems: printing assignments, signing in to the network, saving to your personal drive, or accessing any of the college applications, such as Banner or Blackboard.

STUDENT SUCCESS CENTRE

SHU 153; <https://www.confederationcollege.ca/student-success-centre/>
(807) 475-6618

The Student Success Centre provides specialized services including:

- Accessibility Services
- Counselling Services
- Health Centre
- Student Success Advisement
- Negahneewin Student Services

Join APIWIN Negahneewin Student Services on Facebook:

<https://www.facebook.com/groups/280491585492834/>

Centrally located in the Shuniah Building, the APIWIN lounge is a quiet, safe learning space where students can gather to rest, study and complete coursework. Stop in any time and grab a coffee, eat your lunch, meet with a study group, or access laptops and work stations

CAFETERIA

SHU 2nd floor; <https://www.confederationcollege.ca/department/sodexo>
(807) 475-6378

Visit website for **Dining Locations** and **Hours of Operation** and **Meal Plans**.



Ryan Hall Cafeteria is the main dining hall located on the 2nd Floor of the Shuniah Building. This space has been designed to provide you with an enjoyable place to dine, and a relaxing place to study, featuring cozy booths and outlets to charge laptops and other electronic devices. The large communal tables in the space are also a great place for students to meet for study groups.

PUBLIC SAFETY AND SECURITY SERVICES

<https://www.confederationcollege.ca/current-students/services/security>

(807) 475-6324 for routine assistance

922 (from internal College phones) or (807) 623-0465 for urgent assistance

For an off-campus emergency, call **911** to reach police, fire, or ambulance.

The Public Safety Department is part of your learning community. We offer a range of services in support of a safe, healthy and secure campus.

Visit the Public Safety website for more information.

STUDENT UNION OF CONFEDERATION COLLEGE INC. (SUCCI)

SHU 1st floor; www.succi.com
(807) 475-6226

Your Student Union hosts a wide variety of events and activities, ranging from social events to special guest speakers, and engaging educational events that challenge you and compliment your learning. Most events and activities are available free of charge. For more information stop by the SUCCI Office or visit www.succi.com.

The Confederation College Thunderhawks Varsity Athletics Program competes as part of the Ontario Colleges Athletic Association. Teams include golf, cross-country running, men's and women's indoor soccer, and men's and women's mixed curling. Sports teams include competitive cheerleading and women's hockey. All students are welcome to try out for a team. When on a team, students must maintain a 2.0 GPA. For more information visit <https://www.confederationcollege.ca/student-life/athletics/varsity-athletics>.

Campus Recreation opportunities abound with a wide variety of sport, recreation and family events for all. For more information, visit students visit www.succi.com/campusrec

PATERSON LEARNING COMMONS

SHU Room 227

www.confederationcollege.ca/library
(807) 475-6219

See website for hours of operation.

Book audio/visual equipment, borrow books and videos, and browse a wide range of electronic resources including LibGuides (databases specific to programs), online books, articles and e-journals, as well as a large print collection of books, journals, newspapers, and articles. Interlibrary loans from other libraries are also possible.

The friendly Library staff can help you research term papers and assignments, find resources, cite sources, and avoid plagiarism.

Private study rooms are available on the first floor of the Library. To book rooms contact the Library staff at infodesk@confederationcollege.ca.

Confederation College students can also borrow books from Lakehead University's (LU) Chancellor Paterson Library or from any of the four public city libraries. To obtain a library card, students will need to show their Confederation College student card and a photo ID with local and home address information and an email address.

INTERNET ACCESS

Wireless internet is offered everywhere on campus and requires you to use your College username and password to log on to a secure connection.

If you need help accessing the internet or have issues with a College computer, the computer Help Desk (475-6488) is located on the third floor of the Shuniah Building.

To log on to any campus computer or your email account, you will also need your username and password. Your user name will be up to 8 characters long and will consist of your first initial and your last name. In some cases, there may be a number attached at the end. If you have your student card already, your user name will be the part that comes before the "@" sign. Your password will be the first letter of your first name, the first letter of your last name, and your 9 digit student number.
Eg. John Smith

username → jsmith
password → js10011222

ON-CAMPUS HEALTH RESOURCES

SHU 1st Floor; <https://www.confederationcollege.ca/health-centre>
475-6169

Monday to Thursday: 8:30am - 4:30pm

Some health services, including physical examinations, sexually transmitted disease screening, health counselling (nutrition, anxiety, stress management) and massage therapy, are available on campus for a fee. Call 475-6169 to book an appointment.

Some dental care services, including cleaning and x-rays, are available for a very reasonable cost through the Dental Assisting and Dental Hygiene programs. The service is provided by Confederation students in the dental programs. Call 475-6436 to book an appointment.

OFF-CAMPUS HEALTH CARE

Call 211 for up-to-date walk-in clinic information

<p>THUNDER BAY REGIONAL HEALTH SCIENCES CENTRE (HOSPITAL) Emergency Room, 24-hrs/day, 7 days/week; 684-6000; 980 Oliver Rd., Bus: #2 Crosstown</p>	<p>NORTHWEST WALK-IN CLINIC M, T, Th 3:30pm – 6:30pm; W, F 3:30pm - 8:30pm; 623-7101; 1295 Arthur Street East; Bus: #3 Airport</p>
<p>RIDGEWAY CLINIC M-Th 9:30am – 4:30pm; 622-0601; 1001 Ridgeway Street; Bus: #2 Crosstown</p>	<p>RED RIVER WALK-IN CLINIC M-Th 12pm – 8pm; Fr 12pm – 4pm; Sat 10am – 1pm; 767-4411; 901 Red River Rd.; Bus: #9 Junot</p>
<p>DR. GAIL SCOTT, DENTIST 345-6331; 276 Park Street; Bus: #3 Memorial</p>	<p>NORTHWOOD FAMILY DENTAL 475-7500; 2606 Victoria Avenue; Bus: #2 Crosstown</p>

Telehealth 1-866-797-0000 Staffed by registered nurses, available 24-hrs/day

Poison Control 1-800-268-9017 Open 24-hrs/day

Nurses' Registry 623-7451 For dental and walk-in clinic information, 24-hrs/day

ABOUT THUNDER BAY

Located on the northern shore of Lake Superior and on the Canadian Shield, Thunder Bay has a population of 110,000, making it the largest city in Northwestern Ontario. Surrounded by fresh water lakes and spectacular forests, it is a prime location for summer or winter outdoor activities, especially camping, hiking and skiing.

A BRIEF HISTORY

Northwestern Ontario has a long history of aboriginal settlements; in Thunder Bay the Fort William First Nation (Ojibwe) group was prominent. The area was settled in the early 18th century by Europeans who established one of North America's largest trading posts, called Fort William. The area grew quickly when Canada officially became a country in 1867. In 1970, the towns of Fort William and Port Arthur combined to create the city now known as Thunder Bay.

GETTING AROUND BUSING

All full-time students receive a "U-Pass" as part of their student card which provides unlimited access to city buses for the full year (September-August).

The bus system is easy to navigate. There are two main bus terminals: one in the south end of the city, at City Hall, and one in the north side of the city, near the marina. Two major bus lines run across town: the #1 Mainline and the #2 Crosstown, and there are several minor bus lines serving specific neighborhoods. There is a notice board with bus arrival times located outside the front doors of the Shuniah Building (which is also the stop for all buses). Most bus lines run from 6am to midnight throughout the week, with less frequent service at night and on weekends.

Visit www.nextbus.com or call 684-3744 for information on routes or for exact stop times. Note: buses stop only at designated bus stops.

FUN FACTS

- *The name "Thunder Bay" was first coined by settlers who, when entering the bay during a storm, noticed that the thunder was amplified by the surrounding mountains.*
- *A large population of Finnish and Italian immigrants reside in the city*
- *Lake Superior is the largest freshwater lake by surface area and third largest by volume in the world; it is also one of the five Great Lakes of North America*
- *Thunder Bay is over 1500km from Toronto: an 18-hour drive or a one-and-a-half hour flight*

LAUNDRY

Coin-operated laundry facilities are available in Residence and throughout the city (there are numerous *Barb's Laundromats*, the closest being on 1200 Victoria Ave or 300 May Street). Most rental apartments have laundry facilities available though sometimes at a



SAFETY

Thunder Bay is a safe city....but remember:

- Call 911 to reach police, paramedic or fire services when off campus.
- Do not walk by yourself at night.
- Do not approach wild animals.
- Always carry photo ID but leave your passport at home in a safe place.
- Have copies of your passport in a location separate from the original.
- Lock your bicycle and do not leave valuables unattended while out.
- Always wear a helmet and protective gear when cycling or rollerblading.



Emergency buttons like this one are located throughout all buildings at Confederation College



Brodie Resource Library



Mary J.L. Black Library



Waverly Resource Library

PUBLIC LIBRARIES

There are three main public libraries in the city. A library card is free and easy to get, can be used at any location, and you can sign up at any branch. Bring ID with you along with proof of your current address in Thunder Bay. For an online directory, hours of operation, and other information, you can go to www.tbpl.ca or call 345-8275.

LIBRARY LOCATIONS

BRODIE RESOURCE LIBRARY

216 Brodie St. S.
(Bus: Crosstown #2)

COUNTY PARK BRANCH

County Fair Plaza
(Bus: County Park #3C)

MARY J.L. BLACK

901 Edward St. S.
(Bus: Crosstown #2)

WAVERLY RESOURCE LIBRARY

285 Red River Rd.
(Bus: Crosstown #2)

